

WARRINGTON TOWNSHIP																								
Well	2014		2015		5/1/2016		8/16/2016		11/1/2016		2/17/2017		3/30/2017		4/12/2017		5/22/2017		6/19/2017		7/27/2017		8/9/2017	
	PFOA	PFOS	PFOA	PFOS	PFOA	PFOS	PFOA	PFOS	PFOA	PFOS	PFOA	PFOS	PFOA	PFOS	PFOA	PFOS	PFOA	PFOS	PFOA	PFOS	PFOA	PFOS	PFOA	PFOS
1*	33 ppt	210 ppt	ND	10 ppt	NT	NT	NT	NT	NT	NT	NT	NT	NT	NT	NT	NT	NT	NT	NT	NT	NT	NT	NT	NT
2*	270 ppt	1600 ppt	7 ppt	61 ppt	NT	NT	NT	NT	NT	NT	NT	NT	NT	NT	NT	NT	NT	NT	NT	NT	NT	NT	NT	NT
3 [#]	20 ppt	62 ppt	ND	ND	22 ppt	34 ppt	NT	NT	NT	NT	NT	NT	NT	NT	NT	NT	NT	NT	NT	NT	NT	NT	NT	NT
4&	ND	ND	ND	ND	14 ppt	16 ppt	NT	NT	NT	NT	NT	NT	NT	NT	NT	NT	NT	NT	NT	NT	NT	NT	NT	NT
5	ND	ND	ND	ND	9.6 ppt	10 ppt	8.3 ppt	4.6 ppt	12 ppt	10 ppt	14 ppt	14 ppt	12 ppt	8 ppt	11 ppt	12 ppt	12 ppt	14 ppt	13 ppt	16 ppt	13 ppt	16 ppt	13 ppt	14 ppt
6*	160 ppt	1300 ppt	ND	2.6 ppt	NT	NT	NT	NT	NT	NT	NT	NT	NT	NT	NT	NT	NT	NT	NT	NT	NT	NT	NT	NT
8	ND	ND	ND	ND	9.9 ppt	11 ppt	6.1 ppt	4.2 ppt	9 ppt	ND	3 ppt	ND	9 ppt	9 ppt	8 ppt	9 ppt	9 ppt	12 ppt	9 ppt	12 ppt	4 ppt	ND	3 ppt	ND
9 [#]	ND	ND	29 ppt	94 ppt	11 ppt	21 ppt	11 ppt	21 ppt	NT	NT	NT	NT	NT	NT	NT	NT	NT	NT	NT	NT	NT	NT	NT	NT
11	ND	ND	ND	ND	9.5 ppt	9.5 ppt	8.4 ppt	3.6 ppt	13 ppt	ND	12 ppt	13 ppt	11 ppt	7 ppt	11 ppt	13 ppt	12 ppt	10 ppt	12 ppt	16 ppt	14 ppt	15 ppt	15 ppt	15 ppt

KEY: ppt = parts per trillion ; ND = non detect ; NT = not tested ; * = shut down 10/29/2014 ; # = shut down 05/19/2016 ; & = shut down for Gross Alpha in June 2015

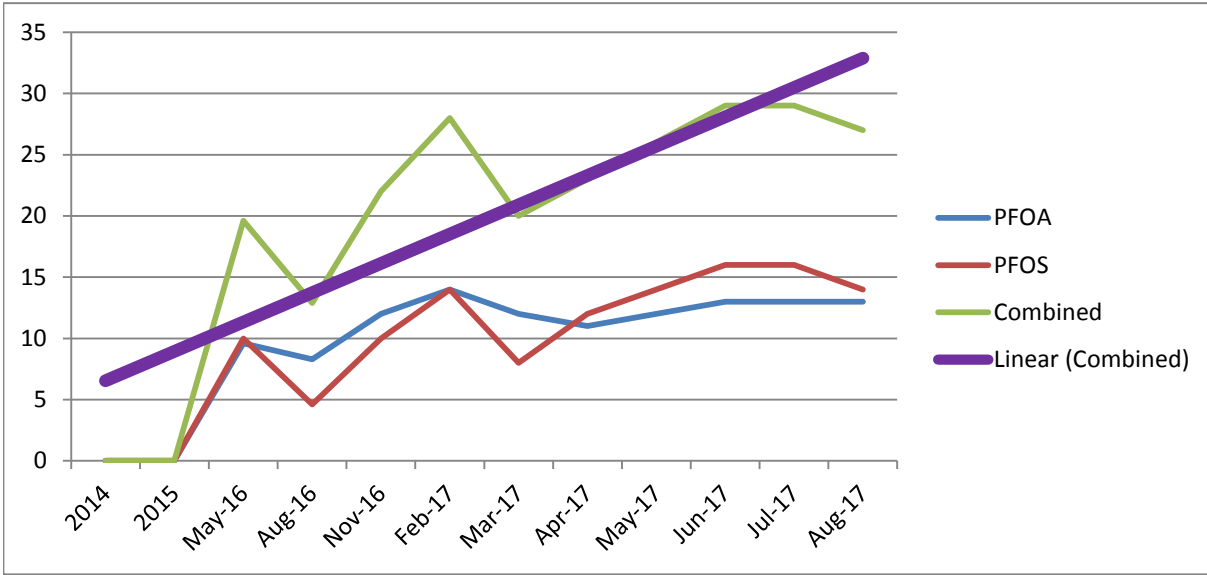
NOTE: Wells 7 and 10 do not exist.

Well 5				All Three Averaged			
	PFOA	PFOS	Combined		PFOA	PFOS	Combined
2014	0	0	0	2014	0	0	0
2015	0	0	0	2015	0	0	0
May-16	9.6	10	19.6	May-16	9.7	10.2	19.8
Aug-16	8.3	4.6	12.9	Aug-16	7.6	4.1	11.7
Nov-16	12	10	22	Nov-16	11.3	3.3	14.7
Feb-17	14	14	28	Feb-17	9.7	9	18.7
Mar-17	12	8	20	Mar-17	10.7	8	18.7
Apr-17	11	12	23	Apr-17	10.0	11.3	21.3
May-17	12	14	26	May-17	11.0	12.0	23.0
Jun-17	13	16	29	Jun-17	11.3	13.3	24.7
Jul-17	13	16	29	Jul-17	11.0	10.0	21.0
Aug-17	13	14	27	Aug-17	10.3	9.67	20.0

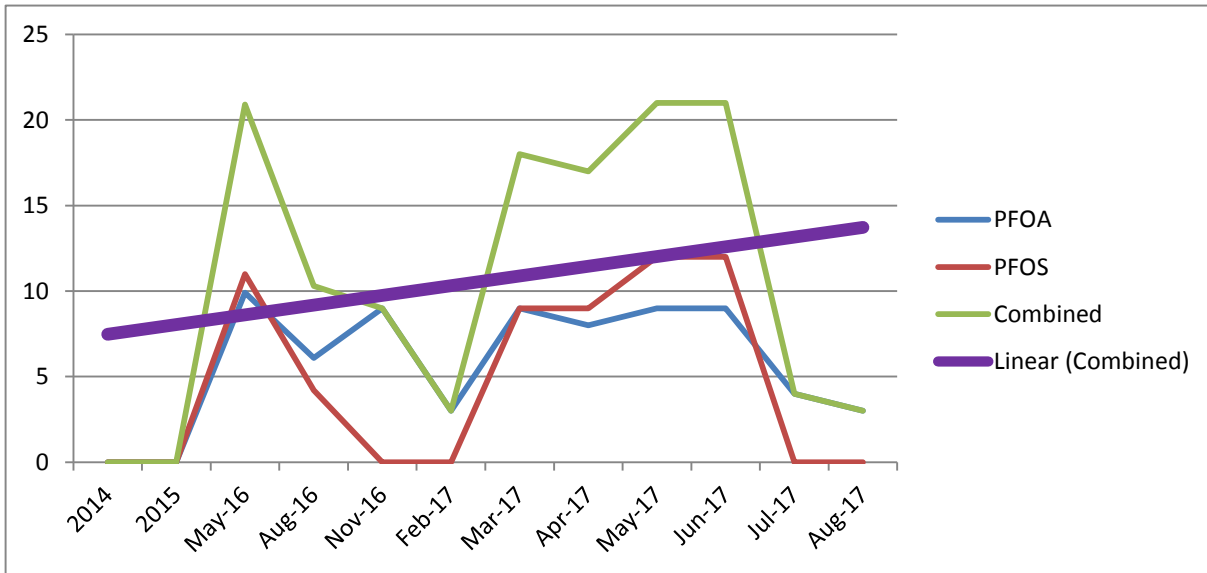
Well 8			
	PFOA	PFOS	Combined
2014	0	0	0
2015	0	0	0
May-16	9.9	11	20.9
Aug-16	6.1	4.2	10.3
Nov-16	9	0	9
Feb-17	3	0	3
Mar-17	9	9	18
Apr-17	8	9	17
May-17	9	12	21
Jun-17	9	12	21
Jul-17	4	0	4
Aug-17	3	0	3

Well 11			
	PFOA	PFOS	Combined
2014	0	0	0
2015	0	0	0
May-16	9.5	9.5	19
Aug-16	8.4	3.6	12
Nov-16	13	0	13
Feb-17	12	13	25
Mar-17	11	7	18
Apr-17	11	13	24
May-17	12	10	22
Jun-17	12	12	24
Jul-17	16	14	30
Aug-17	15	15	30

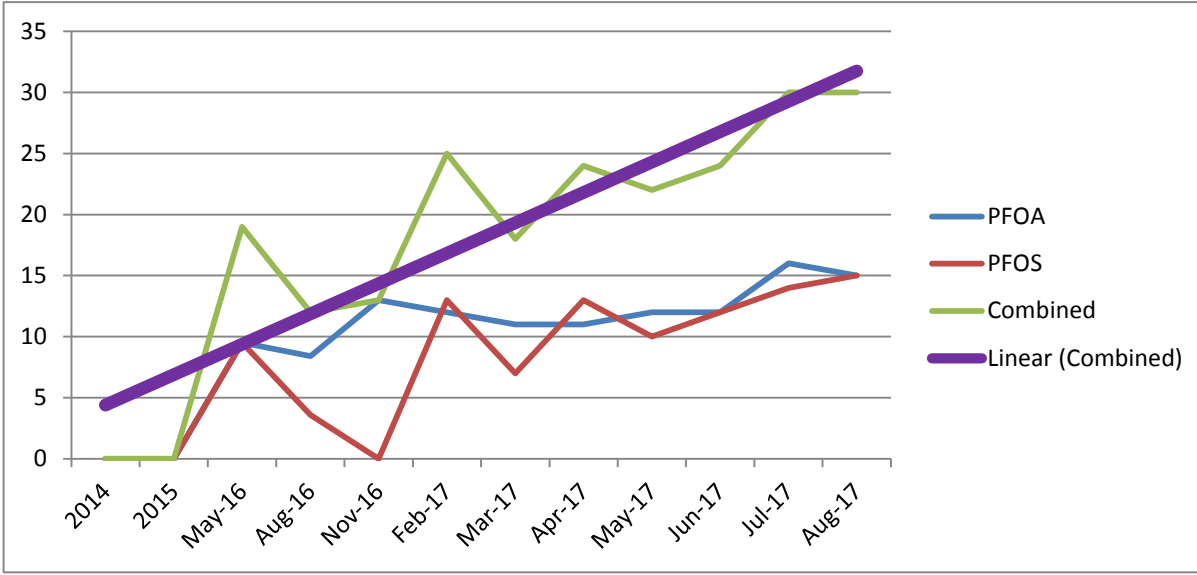
Well 5



Well 8



Well 11



All Three Averaged

